



April 18, 2025

www.enervantage.com

Phone: 502-963-8230

Physical Spot Prices – April 17, 2025

	Price	Change	Natural Gas Equivalent
Natural Gas – H. Hub	\$3.245/MMBtu	-\$0.312	\$3.245
Propane – Mont Belvieu	\$0.8409/gal	+\$0.0581	\$9.19
Crude Oil – WTI Cush	\$62.47/bl	+\$0.120	\$10.77
No.2 Heating Oil – NYH	\$72.68/bl	+\$0.080	\$12.48
No.6 Resid. – G. Coast	\$59.16/bl	-\$0.240	\$9.41
Cent App Coal (prev. day)	\$78.25/ton	\$0.000	\$3.13

Change is from previous week

U.S. Rotary Rig Count for:

Week ending 04-11-25

	Gas	Oil
Current	97	480
Last Week	96	489
Last Year	109	506

Market Update is a weekly publication of EnerVantage and is designed to provide industrial and commercial customers with the latest "Market News" in the natural gas industry. The information contained herein is intended as general business information. This publication contains forward-looking material and is not intended for a specific business situation. If you would like copies of previous reports, please visit our website or contact your Sales Manager.

Futures Pricing

At the close of business Thursday, April 17, 2025 the future strip prices were as follows:

	This Week 04/17/25	Last Week 04/10/25	Change	Last Month 03/17/25	Change	Last Year 04/17/24	Change
NYMEX near month	\$3.245	\$3.557	-\$0.312	\$4.086	-\$0.841	\$3.090	+\$0.155
NYMEX 12-month strip	\$3.937	\$4.029	-\$0.092	\$4.617	-\$0.680	\$3.711	+\$0.226
NYMEX Winter strip	\$4.404	\$4.406	-\$0.002	\$5.006	-\$0.602	\$4.162	+\$0.242
NYMEX Summer strip	\$3.888	\$3.791	\$0.097	\$4.155	-\$0.267	\$3.711	+\$0.177

Near month range for the week = \$3.191 - \$3.613

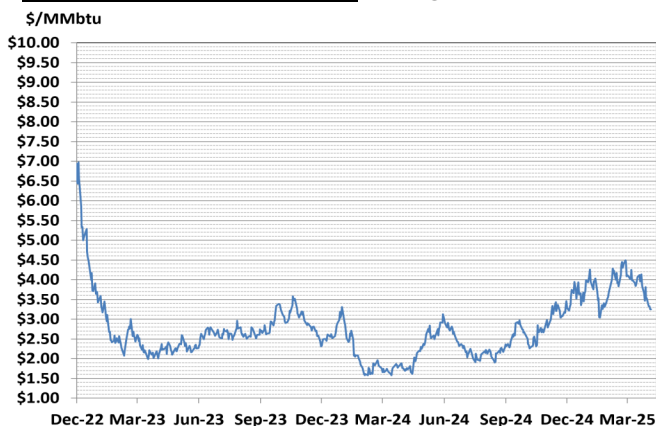
Current near month is May '25

12-month strip is May '25 – April '26

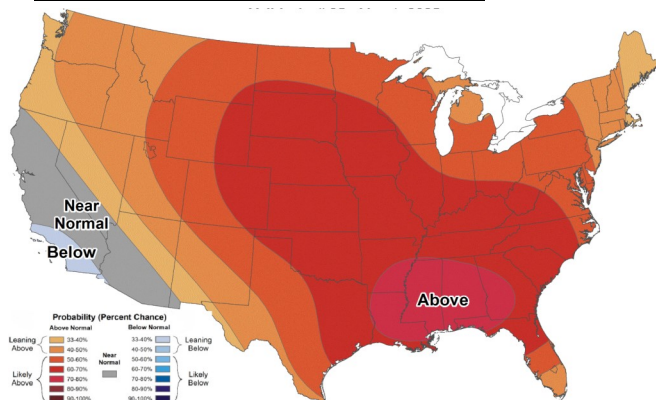
Summer strip is April '26 – Oct '26

Winter strip is Dec '25 – Mar '26

Near-Month Natural Gas Futures Prices (NYMEX) through Apr 17, 2025



Temperature Forecast April 25, 2025 through May 01, 2025



For more information on anything addressed in this report, please contact your Sales Manager.

Sources: NOAA, EIA, CME Group and Baker Hughes

Storage Report

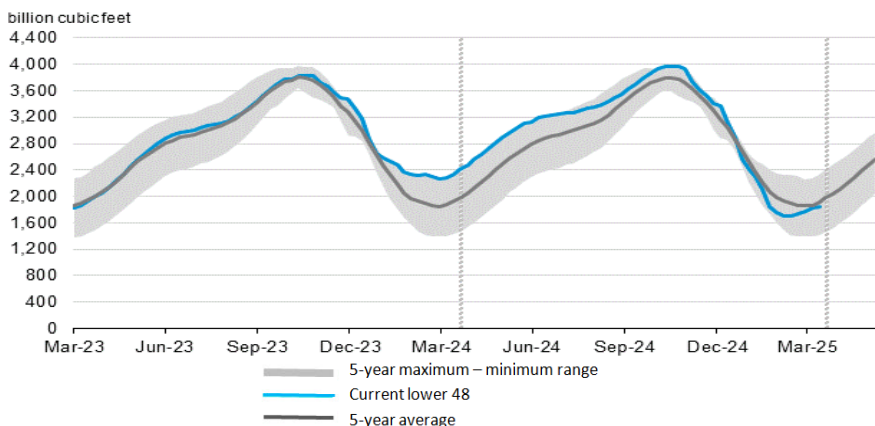
For the week ending April 11, 2025, natural gas storage reported by the Energy Information Administration (EIA) was (in Bcf):

This Week	Last Week	Last Year	5 Yr. Ave.
1,846	1,830	2,326	1,920

Change this week: +16 Bcf Change for the same week last year: +46 Bcf

Inventory vs. 1 Year ago: -20.6% Inventory vs. 5-Yr. Ave: -3.9%

Working Gas in Storage Compared to 5-Year Range



Daily Nat Gas Use For U.S. Power Production (last 60 days)

